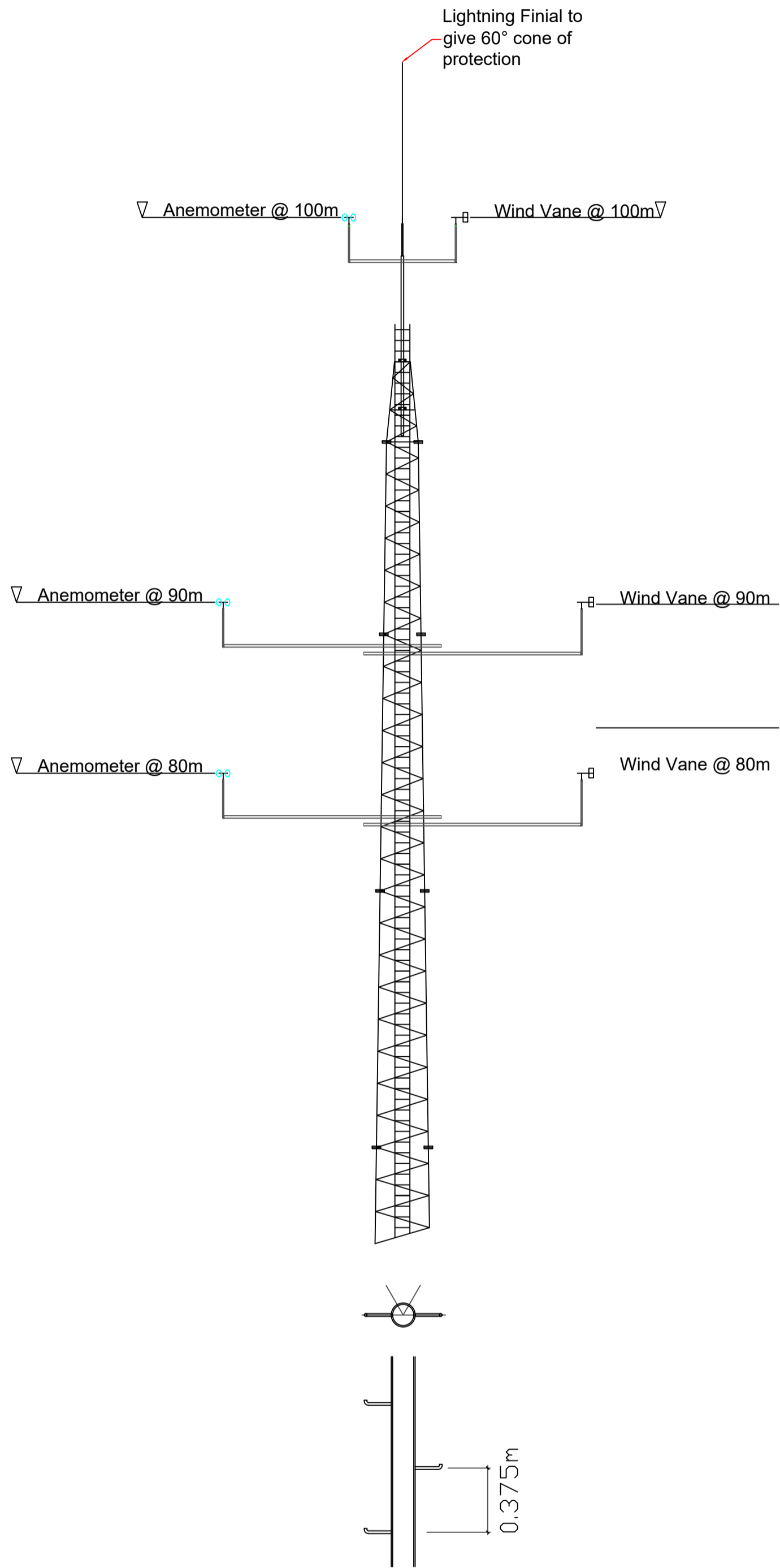
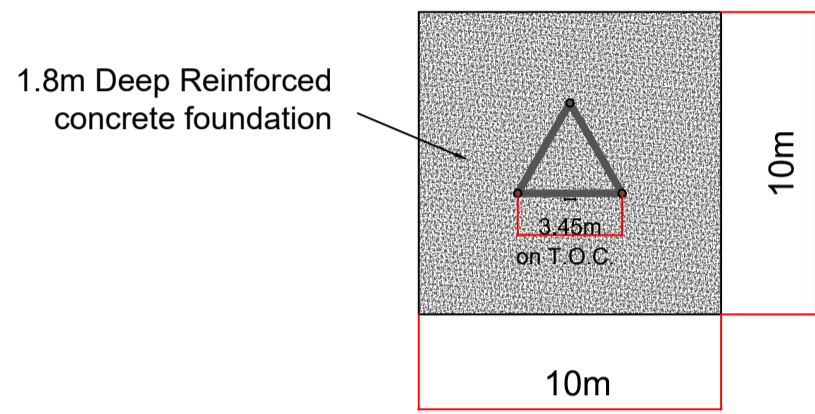


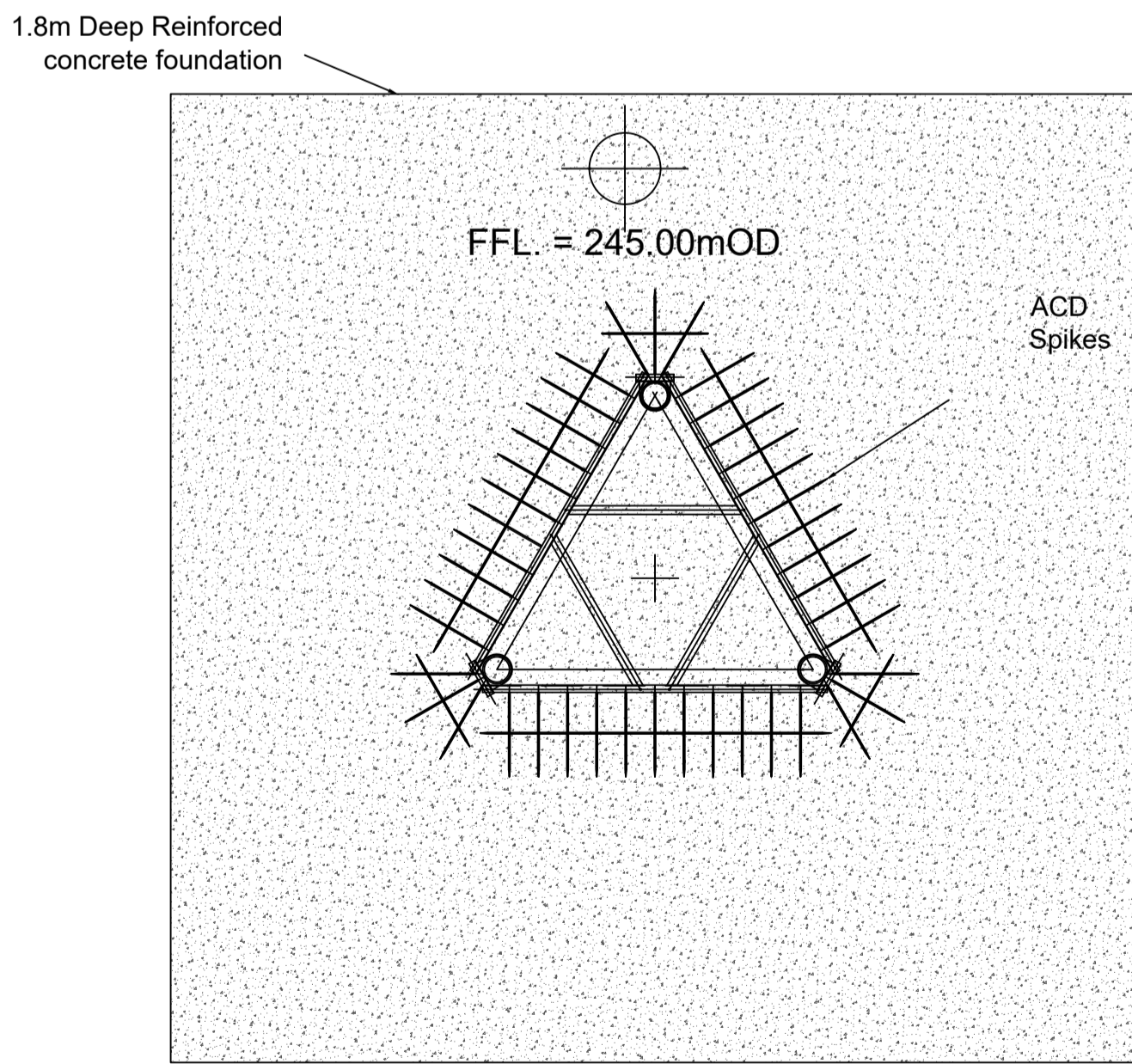
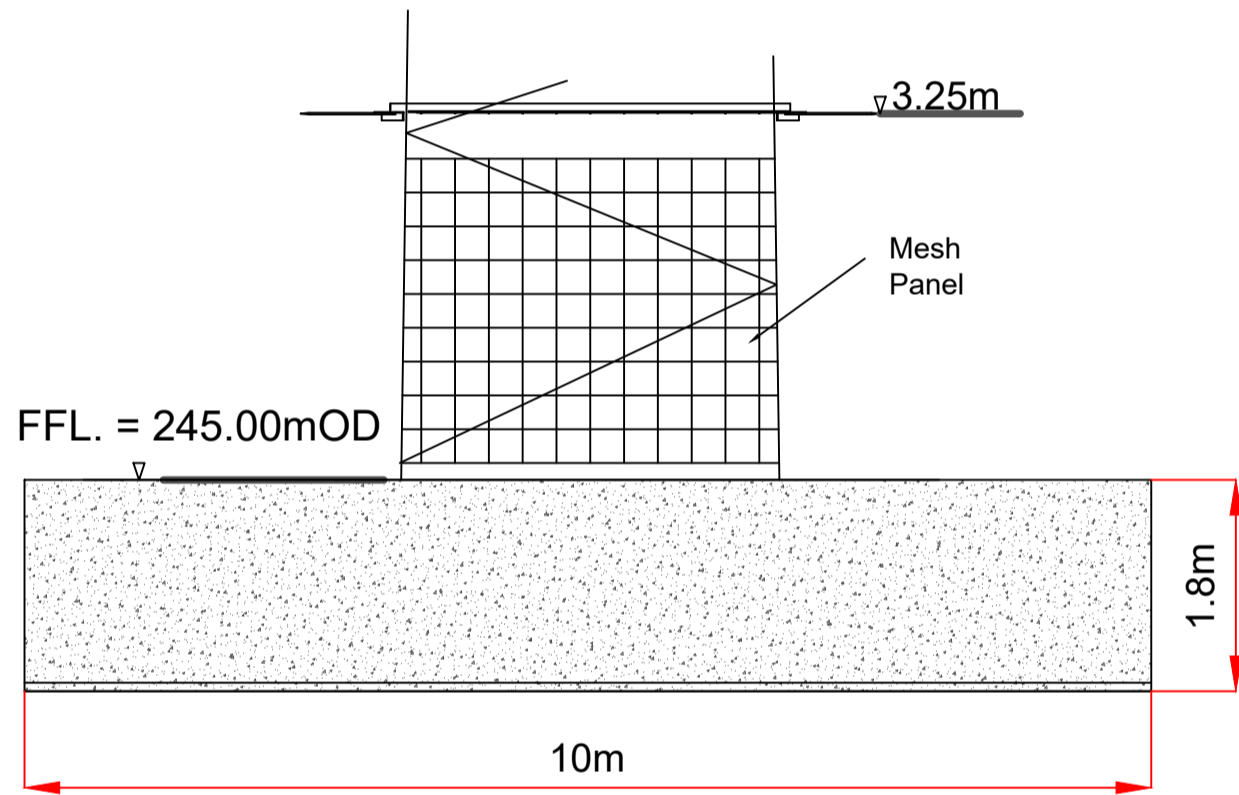
ELEVATION  
Scale 1:250



MAST EQUIPMENT  
Scale 1:100



PLAN  
Scale 1:250



MAST BASE & FOUNDATION DETAILS  
Scale 1:50

NOTES:

1. The tower is triangular lattice construction with circular hollow sections throughout.
2. Wind loading and design in accordance with Eurocode Standards (NA ROI).
3. Booms will be in compliance with IEC 61400-12-1 (2017) for wind deficit of 99.0% for Primary Booms.
4. Fundamental Basic Wind Velocity; Vb, map of 25m/sec and design life of 35 years.
5. Site altitude: 200m above sea level.
6. Tower usage; Onshore Meteorological
7. Reliability Class 1
8. Terrain characteristics; Country
9. The Tower is designed for Radial Ice Thickness of 55mm in still air condition and 5mm in conjunction with wind.
10. The tower can be equipped with external face mounted un-caged ladder or climbing step bolts mounted on one of the legs.
11. If climbing step bolts are required from above the anti climbing device, then a short external leg mounted access base ladder can be supplied with lockable cover plate.
12. Tower could be fitted with adequate Anti Climbing Device (ACD) at 3.25m level.
13. Mesh panels can be fitted on 3 faces on bottom module of the tower.
14. All steelworks shall be supplied in accordance with the current European Standards EN 10025-2:2004 and EN 10210-1:2006 of grades S275 and S355.
15. Fabrication complies with the CE requirements to EXC2 level and all certificates with CE marking will be provided.
16. All connections for bracing members shall be of bolted type of grade 8.8 or 10.9 complete with nuts and spring washers.
17. All steelworks shall be hot dip galvanised to European Standard EN ISO 1461 with minimum average coating of 85 microns.
18. Lightning Finial would be fitted to tower top and each leg of the tower should be connected to adequate earth system with copper tapes.
19. The tower can be fitted with adequate Latchways fall arrest system on the ladder or on the climbing leg if step bolts are requested.

A	13.11.24	PLANNING ISSUE	MN	JS
Rev	Date	Description	By	Chkd.

Client:

**FuturEnergy** Ireland

Project:

SCART MOUNTAIN WIND FARM

Title:

PROPOSED MET MAST DETAILS

Scale @ A1: As Shown

Prepared by: M. Nolan

Checked by: J. Staunton

Date: November '24

Drawing Status: Planning

**TOBIN**  
CONSULTING ENGINEERS

Tel: +353 (0)91 565 211  
Email: info@tobin.ie  
www.tobin.ie

Drawing No.: 11303-2021

Revision: A